

Missouri Valley Quilt Guild

Bismarck-Mandan, ND

| Missourivalleyquilters.com

| December, 2020

About Us

Welcome to Missouri Valley Quilt Guild! MVQ was formed in 1986 to preserve, educate and expand the art of quilt making.

Meetings

Historically, meetings are held on the third Thursday of every month with the exception of July and December. Guests and new members are welcome to attend our meetings. Due to COVID, MVQ is not meeting in person until it is safe to do so.

Our Board

President:
Theresa Chase

Past President:
Louise Selkove

Vice-President:
Sandi Washek

Treasurer:
Michele Ripplinger

Secretary:
JoLayne Waller

Newsletter Editor:
Laurie Sheldon
laursheldon@gmail.com
701-315-0046 (cell)

 Follow us on Facebook

THE VOTES HAVE BEEN COUNTED!

“Quarantine Christmas” Challenge WINNERS....



Jenny Yearous' Santa quilt tallied the most votes to win first place and a \$50 Gift Certificate from Sewing Machines Plus.

Penny Wolf's Christmas Tree quilt earned second place which entitles her to a \$30 gift certificate at Bismarck Sewing and Quilting.



Melinda Snell won third place and a \$20 J & R gift certificate for her Buffalo Plaid runner.

THANK YOU to ALL Quarantine Christmas Stash Challenge participants! Makers of remaining entries are identified on page 3. YOU ARE ALL WINNERS! ❤️



“In-person” meetings are on hold until further notice due to the COVID pandemic. Newsletters will continue monthly. Submissions for the newsletter and virtual guild activity ideas are welcome!

Let the spirit of Christmas warm your home with Love, Joy and Peace.

Have a Blessed Christmas!



Show and Tell



“Posh Santa,” pieced and quilted by Kathy Nordquist using her “Sew Kind of Wonderful” ruler.



Do you know that Sharon Fox is a hooker? She is! In addition to being an accomplished quilter, Sharon creates beautiful wool rug art. Here are a few holiday pieces she has hooked. Thanks for “sharin” Sharon.

INTERESTING LINKS AND CLASSES

Traditional quilters are sure to love Edyta Sitar and her [Laundry Basket Quilts](#) website. She is finishing a quilt-along on her blog and it will be interesting to see what she chooses to do next. Fabulous patterns, fabrics, and kits!



Modern quilters may like to check out [Tara Faughnan](#). Tara is inspired by antique quilts, updating them using her talent for color interaction. Laurie spent a day on Zoom with Tara and 11 other quilters from all over the country, learning a freezer paper technique to make a double wedding ring quilt.



**NEWSLETTER DEADLINE:
SECOND MONDAY OF THE MONTH**

Almond Raspberry Cookies



- 1 cup butter (softened)
- 1 1/2 teaspoon almond extract
- 2/3 cup sugar
- 2 cups flour
- 1/2 cup seedless raspberry jam

Beat together butter, sugar and almond until creamy. Mix in flour until combined. Refrigerate for about 1 hour. Shape into 1 inch balls and place on ungreased cookie sheet. Make indentation in center of each ball with thumb and fill with 1/4 teaspoon jam.

Bake 12-14 minutes at 325 degrees. Let stand 1 minute before removing from sheet. Cool completely.

Options: Refrain from refrigerating dough and **pipe into wreaths** with cookie press. Additionally, consider **drizzling** with almond flavored powder sugar glaze. Yum!

Recipe shared by Kathy Nordquist

Get up and move! Increase your activity level while sewing by placing your ironing surface and iron at a distance from your machine.



What are you up to?

Email or text photos of interesting sewing projects that you are working on at home, to be featured in the newsletter. Include information along with your photo such as fabric line or pattern name.

FROZEN FABRIC FROLIC UPDATE

The committee has chosen to hold a virtual “Retreat to Your Sewing Room” weekend for this year’s Frolic, **February 19-21**.

You will have the opportunity to participate in a mystery quilt activity or sew on your own.

More details and sign-up follow!




Ornament Ideas



All People Quilt offers free instruction to make these sweet mini ornaments.

Instagram quilter Zak Foster recently posted these improv primitive ornaments.




Challenge Entries



RoseMary Hertz



Jan Jensen




Pat Conrad



Susan Schwarz



Marlene Sapa



Laurie Sheldon

Frozen Fabric Frolic

“Retreat to your Sewing Room”

February 19-21, 2021



The 2021 FFF retreat will be held virtually to keep everyone safe at home. Even if you've never attended the retreat; you're welcome to join this one!

Participate with our Mystery Quilt pattern. It's likely that you can also SHOP in your sewing room; the pattern uses fat quarters and quarter yard cuts. The first clue will be sent out Friday at noon and the final clue will be sent Sunday morning. Fabric selection and cutting instructions will be e-mailed to you ahead of time.

- Or, work on your own project and share it at the end of the weekend.
- Prizes will be given away throughout the weekend.
- We'll complete the weekend with a virtual Show and Tell on Sunday afternoon.

The final event of the weekend will be a drawing
for a Grand Prize!





Frozen Fabric Frolic, 2021—“Retreat to your Sewing Room”

Please register no later than Feb. 15 by sending the form below, so that we can e-mail Mystery Quilt clues, information, updates, etc. This will also enter you for prize drawings throughout the weekend.

**Questions? Call Barb at 258-0290 or
e-mail bqilt2c@gmail.com**

Frozen Fabric Frolic, 2021—“Retreat to your Sewing Room”

Register by sending a \$10 fee to:

Barb Headrick, 122 East Arikara Ave. Bismarck ND 58501

Name _____

Address _____

E-mail _____

Phone _____ Cell phone _____

Send me the Clues for the Mystery Quilt _____

(Fabric requirements and cutting instructions will be e-mailed when registration is received.)

I'll be doing my own project _____